

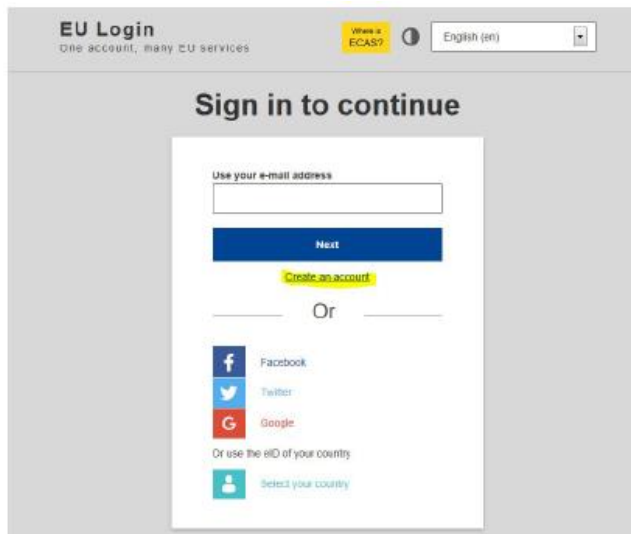
HOW TO CREATE AN EU-Login ACCOUNT AND WHERE TO FIND YOUR USERNAME / UID?

EU Login is the European Commission Authentication Service. It allows users to access a wide range of Commission information systems, using a single username and password.

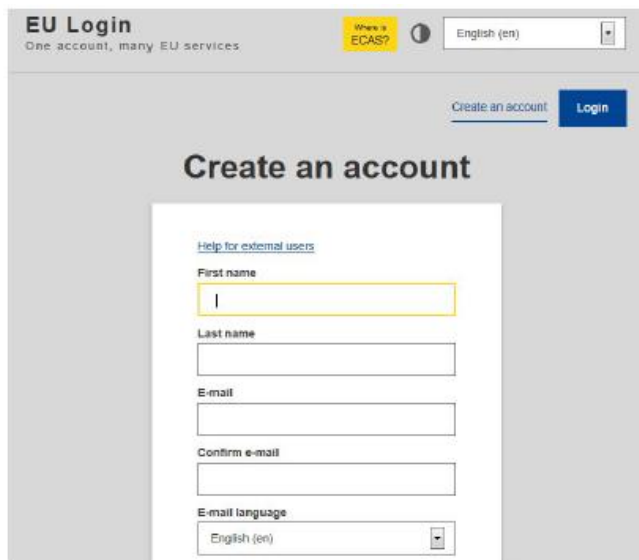
Once you log in, **EU Login** will remember you as long as you keep your browser open.

During that time, you won't have to identify yourself again, no matter how many online services of the Commission you access.

To **create an account** (or log in) go to <https://webgate.ec.europa.eu/cas/>

The screenshot shows the 'Sign in to continue' page of the EU Login service. At the top, there is a header with 'EU Login' and 'One account, many EU services'. Below this, there is a yellow button labeled 'Where is ECAS?' and a language dropdown menu set to 'English (en)'. The main heading is 'Sign in to continue'. Below the heading, there is a form with a label 'Use your e-mail address' and an input field. A blue 'Next' button is below the input field. Below the 'Next' button, there is a yellow button labeled 'Create an account'. Below this, there is a separator line with 'Or' in the middle. Below the separator, there are three social media login options: Facebook, Twitter, and Google. Below these, there is a link 'Or use the eID of your country' and a button 'Select your country'.

Click on the link, '**Create an account**', below the log in details window.


The screenshot shows the 'Create an account' page of the EU Login service. At the top, there is a header with 'EU Login' and 'One account, many EU services'. Below this, there is a yellow button labeled 'Where is ECAS?' and a language dropdown menu set to 'English (en)'. The main heading is 'Create an account'. Below the heading, there is a link 'Help for external users'. Below the link, there are several input fields: 'First name', 'Last name', 'E-mail', and 'Confirm e-mail'. Below these, there is a dropdown menu for 'E-mail language' set to 'English (en)'. At the top right of the form area, there are two buttons: 'Create an account' and 'Login'.

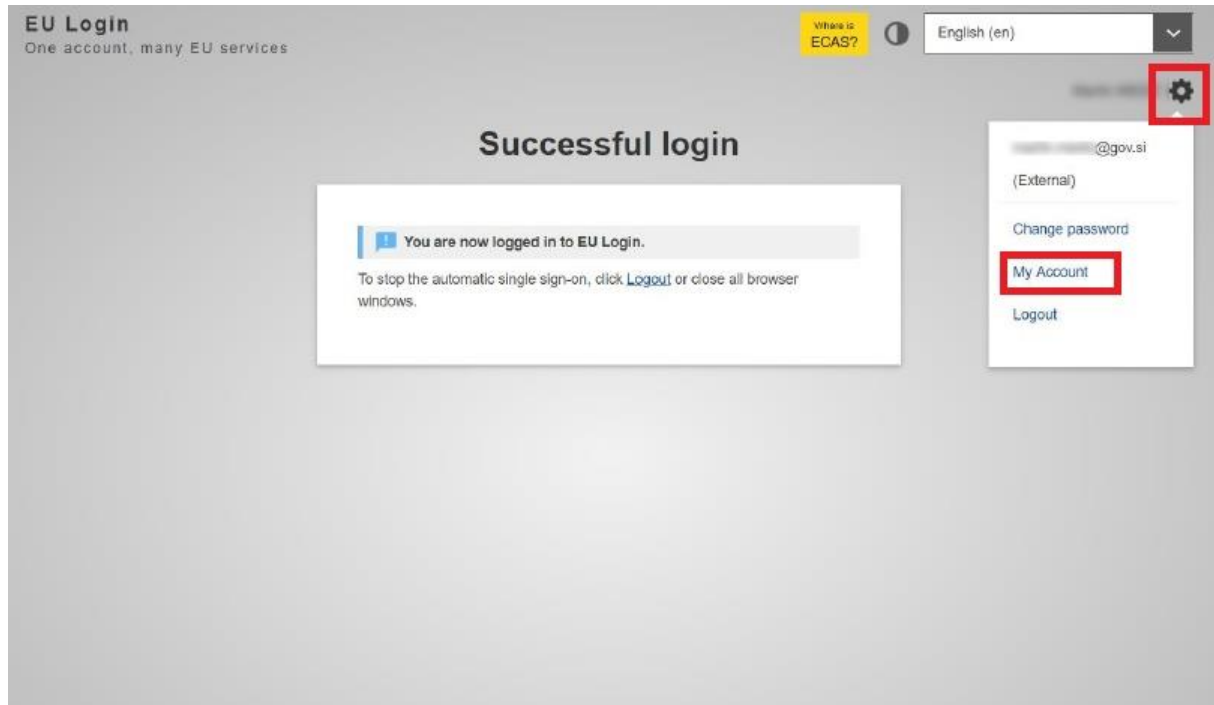
Enter the information requested on screen to create an account, including your email address and click on the "create an account" button.

You will receive a confirmation email to the address entered. Click on the link in this email to finalise the account creation process and create your password.

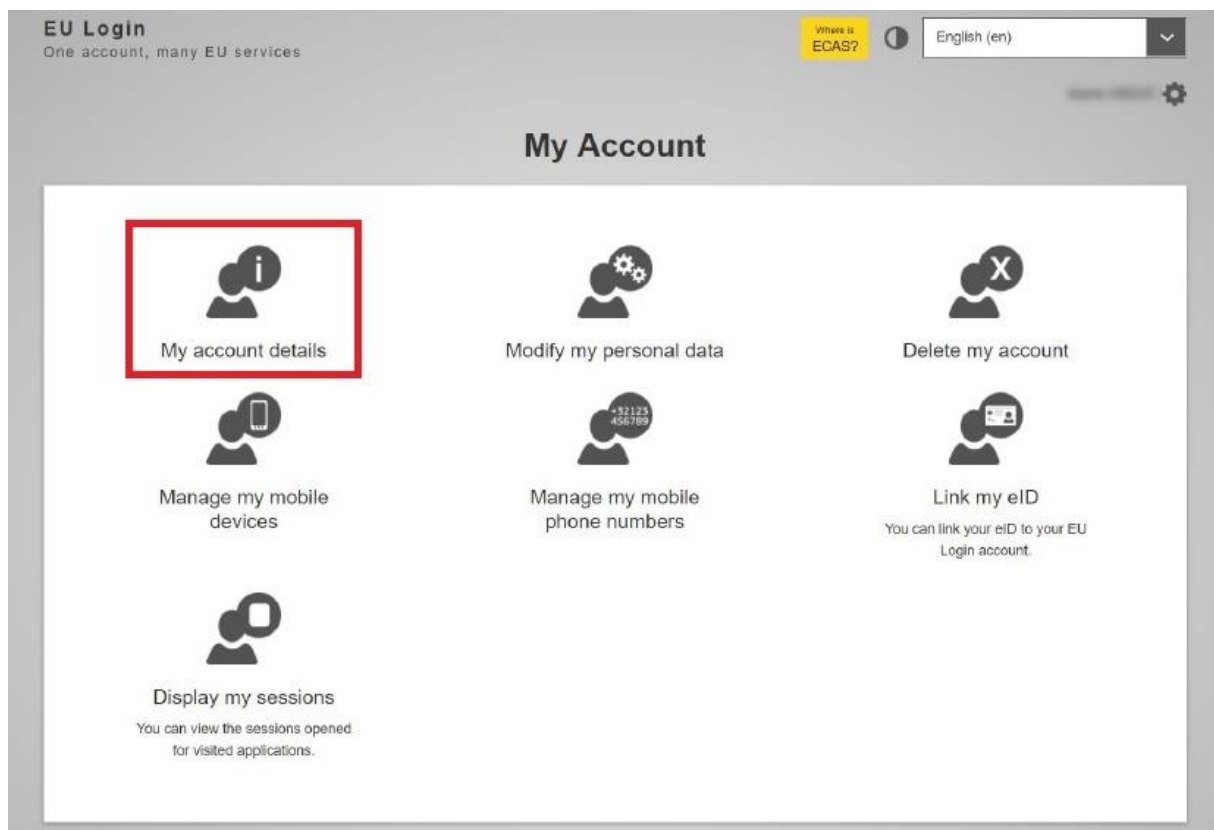
Keep a record of your **EU Login** username.

EU-login username / UID

After registering and logging in to EU-login at: <https://webgate.ec.europa.eu/cas/login> go to **My Account** under  icon.



Go to **My account details**.



Here you will find your **Username** and **uid**. Copy that to the registration form for the workshop.

EU Login
One account, many EU services

Where is ECAS?

English (en)

My account details

Username	XXXXXXXXXX
Domain	External
Unique identifier at the Commission (uid)	XXXXXXXXXX
Most recent login	12/03/2018 10:41 GMT+01:00
Previous login	28/02/2018 09:07 GMT+01:00
Account created	16/11/2016 08:27 GMT+01:00
Name	XXXXXXXXXX
Email preferred language	en
E-mail	XXXXXXXXXX
Password last changed	31/01/2018 11:53 GMT+01:00
Password expires (as defined by the policy currently in force)	30/07/2018 12:53 GMT+02:00
Password last reset	16/11/2016 08:30 GMT+01:00
Password reset last requested	16/11/2016 08:27 GMT+01:00
Number of good logins	43
Number of bad logins	1
Last unlock time	